



2022 Caddo Parish Hazard Mitigation Plan Update

Kick Off with OHSEP



The Hazard Mitigation Plan: What is in it for us?

Hazard Mitigation Is.....

- Any action taken to reduce long term risk to life and property;
- On-going process that occurs before, during, and after disasters;
- Mitigation actions help prevent damage to a community's infrastructure, economic, cultural and environmental assets;
- Minimize operational downtime and accelerate recovery of government and the private sector after an event;
- ***Implementation of mitigation actions leads to building stronger, safer and smarter!***

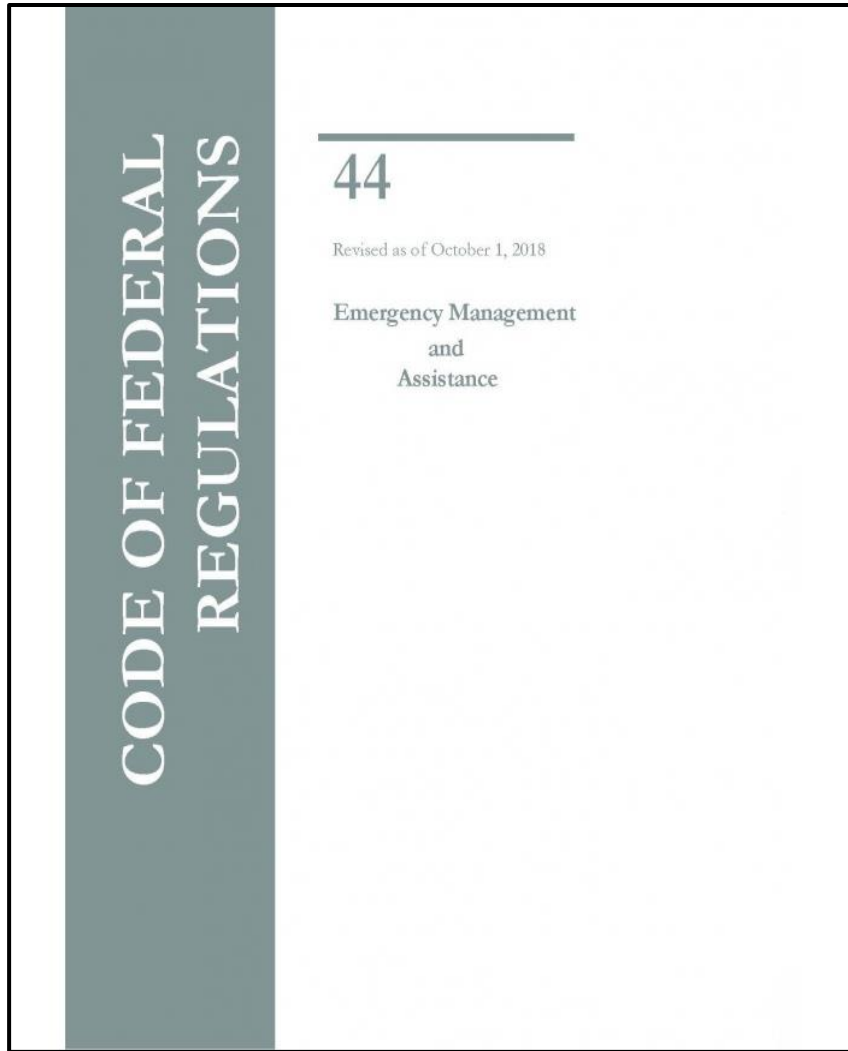
Why do we have a Hazard Mitigation Plan?

- To meet federal requirements.
- Planning efforts help our communities become more sustainable and disaster-resistant by focusing efforts on the hazards, disaster-prone areas and identifying appropriate mitigation actions for future projects.
- Must have a plan as a condition for receiving certain types of non-emergency disaster assistance.
- **No Plan = No Mitigation Money = No Project funding.**

Hazard Mitigation Plan Update Requirements

- The plan must be updated every five (5) years;
- Must have representation from each incorporated jurisdiction in the parish.
- Approved plan must be on file with FEMA to receive any federal hazard mitigation funds in the future.
- Approved plan must be on file with FEMA to utilize already allocated federal hazard mitigation funds on current projects.
- Must follow the FEMA update process (facilitated by GOHSEP and LSU).

Federal Requirements

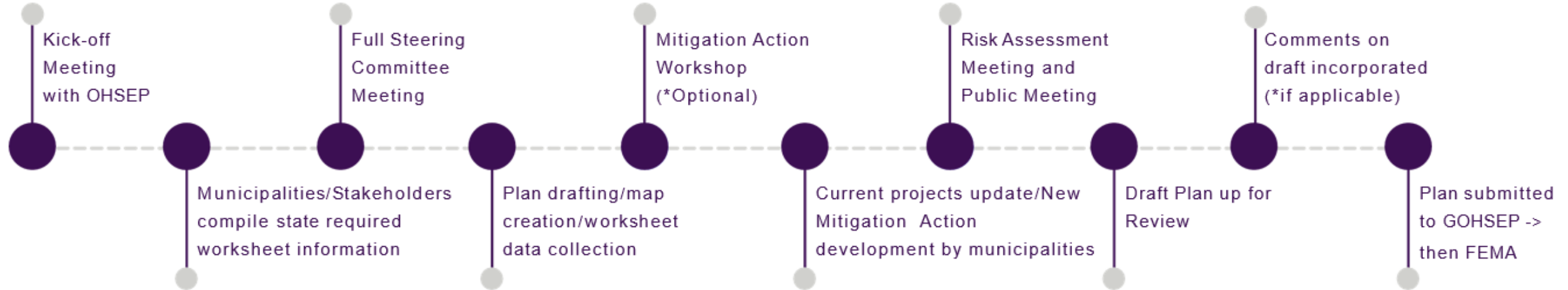


- Disaster Mitigation Act of 2000 (DMA 2000)
 - Section 322 of the Act specifically addresses mitigation planning and requires state and local governments to prepare multi-hazard migration plans as a precondition for receiving FEMA mitigation project grants.
- Title 44 Code of Federal Regulations (CFR) §201.6 for FEMA approval and eligibility to apply for FEMA Hazard Mitigation Assistance

The Planning Team: A Multi-jurisdictional Approach

- Each jurisdiction will have one representative on the planning team.
 - This representative will need to gather data requested by the planning team, collect feedback and input into the plan.
- Each jurisdiction is responsible for gathering **NFIP, Capability Assessment, Building Inventory and Vulnerable Population data** for the plan.
- Each jurisdiction is responsible for **updating mitigation actions** and **proposing new actions** for the update.

Hazard Mitigation Plan Update Timeline



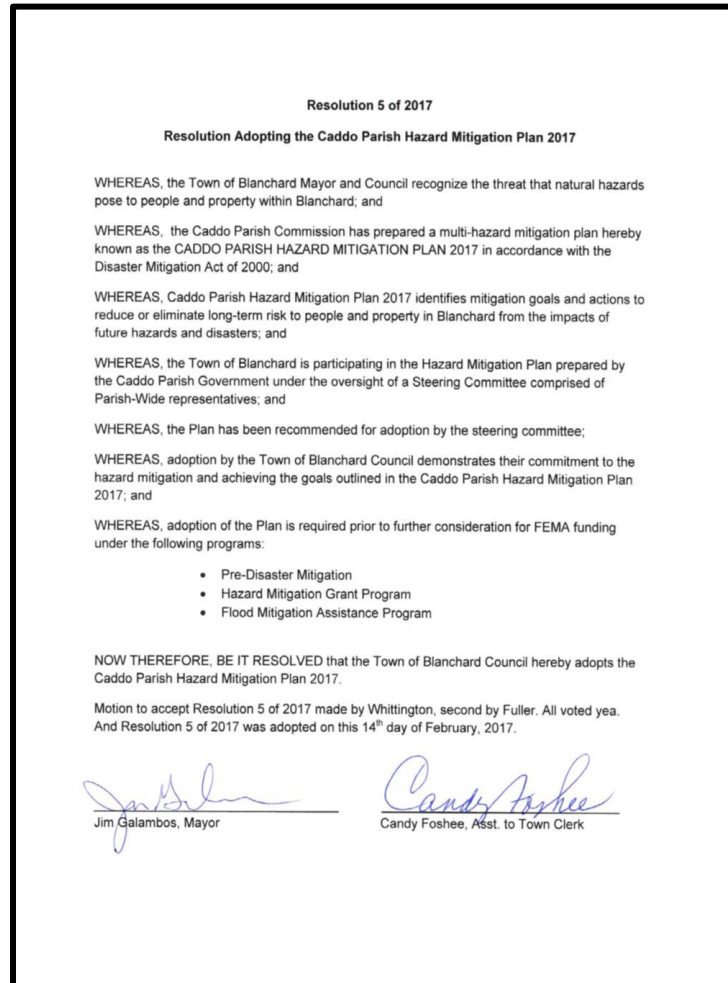
Plan Adoption

Each jurisdiction **MUST** adopt the final plan once it is approved by FEMA

- As a planning team member, be aware of the policies for your jurisdiction
 - Know the process for putting this plan on the docket for adoption

Plan Adoption

- Parish council and city council resolutions must be adopted, signed, and placed into the final planning document.



The Final Product

- FEMA approved Hazard Mitigation Plan
 - Meets requirements of Title 44 Code of Regulations (CFR) §201.6 for approval and eligibility to apply for FEMA Hazard Mitigation Assistance grant programs.
 - A hazard mitigation project strategy for each jurisdiction
 - A comprehensive list of jurisdiction owned properties
 - Assessment of natural disaster-related risks and vulnerabilities

Next Steps

- Planning Committee Selection
 - At least one representative from each jurisdiction
- Neighboring Community Selection
 - FEMA requirement
- Initial Planning Committee Meeting Date
- Parish/OHSEP Logo

