



# **2024 Madison Parish Hazard Mitigation Plan Update**

## **Executive Overview**

November 3, 2023



# The Hazard Mitigation Plan: What is in it for us?

# Hazard Mitigation Is...

- Any action taken to reduce long term risk to life and property;
- On-going process that occurs before, during, and after disasters;
- Mitigation actions help prevent damage to a community's infrastructure, economic, cultural and environmental assets;
- Minimize operational downtime and accelerate recovery of government and the private sector after an event;
- ***Implementation of mitigation actions leads to building stronger, safer and smarter!***

# Why Have a Hazard Mitigation Plan

- Planning efforts help our communities become more sustainable and disaster-resilient
  - Focuses efforts on the hazards, disaster-prone areas and identifying appropriate mitigation actions for future projects
- Must have a FEMA approved plan as a condition for receiving certain types of non-emergency disaster assistance
- **No Plan = No Mitigation Money = No Project Funding**

# Plan Update Requirements

- The plan must be updated every 5 years
- Must be multi-jurisdictional
  - Include community representatives as well as academia, private business/industry, and non-profit groups as stakeholders
- Re-assess hazard identification and risk assessment
  - Consider any changes since the last plan update, and address events that have occurred since the last plan;
- Incorporate local planning efforts;
- Report mitigation strategy (projects) progress and discuss adjustments;



# Federal Requirements

## CODE OF FEDERAL REGULATIONS

44

Revised as of October 1, 2018

Emergency Management  
and  
Assistance

- Disaster Mitigation Act of 2000 (DMA 2000)
  - **Section 322** of the Act specifically addresses mitigation planning and requires state and local governments to prepare multi-hazard mitigation plans as a precondition for receiving FEMA mitigation project grants.
- Title 44 Code of Federal Regulations (CFR) §201.6 for FEMA approval and eligibility to apply for FEMA Hazard Mitigation Assistance

# The Planning Team: A Multi-Jurisdictional Approach

- Each jurisdiction will have at least one representative on the planning team
  - This representative will need to gather data requested by the planning team, collect feedback and input into the plan.
- Each jurisdiction is responsible for verifying and/or updating **Capability Assessment, NFIP, Jurisdiction-owned Building Inventory, and Vulnerable Population data** for the plan
- Each jurisdiction is responsible for **updating mitigation actions** and **proposing new actions** for the update

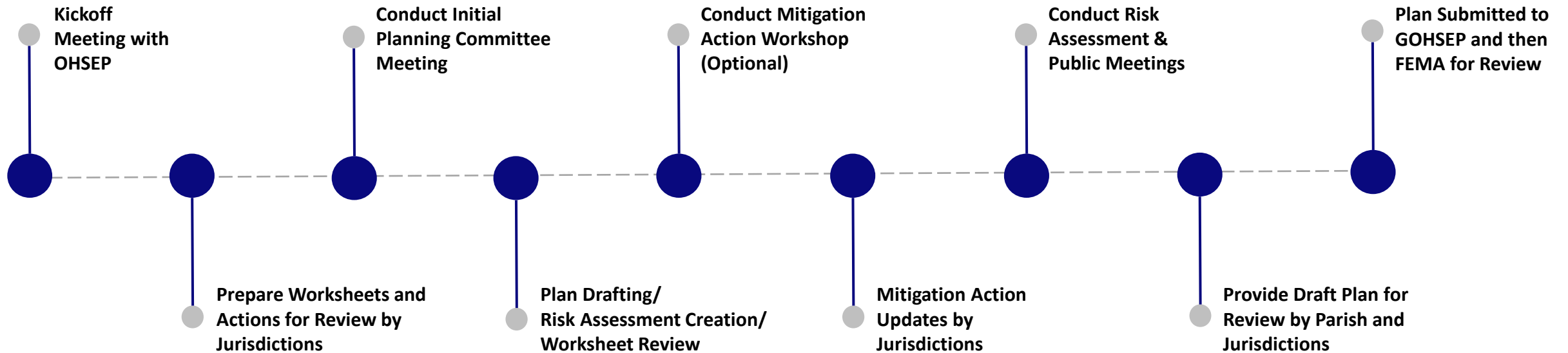
# Hazard Identification and Risk Assessment

- Flooding
- Levee Failure
- Sinkholes
- Thunderstorms
- Tornadoes
- Tropical Cyclones
- Wildfires
- Winter Weather

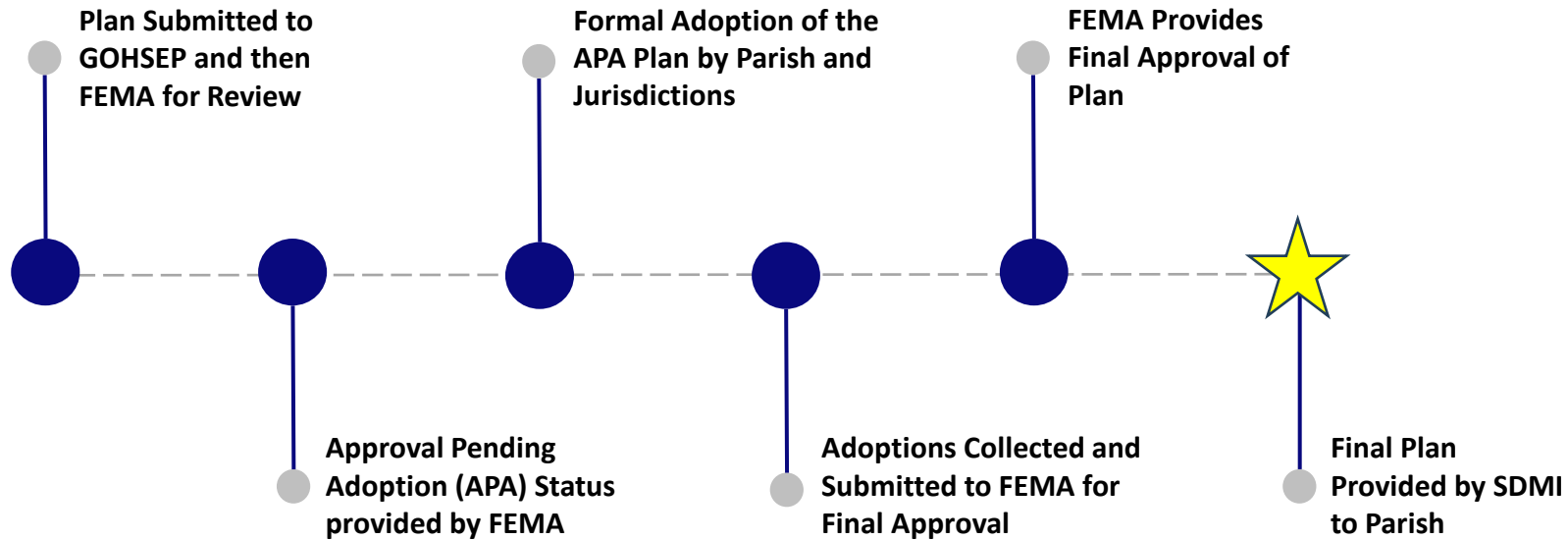




# Plan Update Process Timeline

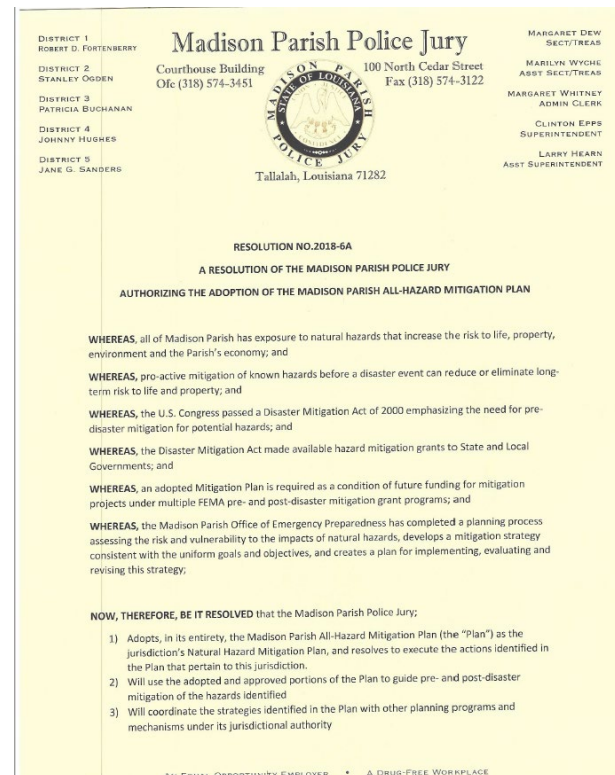


# Plan Approval Timeline



# Plan Adoption

- Each jurisdiction **MUST** adopt the final plan once it is approved by FEMA
- Parish council and city council resolutions must be adopted, signed, and placed into the final planning document.



# The Final Product

- FEMA approved Hazard Mitigation Plan
  - Meets requirements of Title 44 Code of Regulations (CFR) §201.6 for approval and eligibility to apply for FEMA Hazard Mitigation Assistance grant programs.
  - A hazard mitigation project strategy for each jurisdiction
  - A comprehensive list of jurisdiction owned properties
  - Assessment of natural disaster-related risks and vulnerabilities

# Next Steps

- Identify Planning Committee Members
  - At least one representative from each community
  - Representatives of underserved communities
- Identify Neighboring Community
  - East Carroll Parish was used in previous plan
- Parish Seal/Logo
- Dates for Next Meetings
  - Initial Planning Committee Meeting
  - Mitigation Action Workshop (Optional)
  - Risk Assessment Review with Committee
  - Public Meeting





